

GEDIFLORA

CATALOG 2022

EDITION US

70
YEARS
LET'S CELEBRATE




IT'S YOUR
MUMENT

IT'S IN OUR
DNA

G

BELGIAN MUMS®

Legend

	Biggies, large flower size
	Suitable for Summer Shading
	Indoor
North	Average natural season flower dates
South	Average natural season flower dates
West Coast*	Average flower response time
W	Week
T	Type
V	Vigor

*Weeks to flower after moving/planting outside on the West Coast and in high altitude regions with consistent cool night temperatures below 60°F



**LOVE WHAT YOU DO &
DO WHAT YOU LOVE.
PASSION IS THE KEY THAT
OPENS DOORS.**



GEDIFLORA

5 70 years Gediflora

19 New 2022

25 Keeping it in the family

39 Alphabetical listing

45 Flower zones

53 Our varieties

85 Summer shading stars

93 Mixed color combinations

100 Cultural information

108 Brokers

110 Calendar 2022

112 Contact



70
YEARS
GEDIFLORA
LET'S CELEBRATE



THE HISTORY



3 GENERATIONS OF PROFOUND LOVE AND ENTHUSIASM FOR CHRYSANTHEMUMS



Generation

Today, Elien is the third generation of the Pieters family who runs Gediflora. It all started with the tomato nursery of grandpa Georges. Dirk Pieters, Elien's dad, turned the company into a global leader, cultivating ball-shaped chrysanthemums, together with his right-hand man Wim Declercq, who is still head breeder today. And as everyone knows, behind every great man stands a dedicated woman. Dirk's wife, Christine, is no exception to that rule.

Let's look back on seven decades in four keywords:

- Confidence
- Market reputation and market knowledge
- Right and left hand
- Language skills

'03

**YOU HAVE TO
HAVE FAITH NOT ONLY
IN YOURSELF, BUT ALSO
IN YOUR EMPLOYEES.**



DIRK PIETERS



'08

Confidence

Dirk : "You have to have faith not only in yourself, but also in your employees. I have always given our employees some responsibilities and I asked them to provide feedback. When we travelled abroad to see the flower trials, I took four or five employees with me. If you don't get them closely involved, they may believe what you say, but if you give them the chance to travel with you, you can start brainstorming on the plane or while you're visiting the flower trials."

Christine : "Keeping some distance from your employees is necessary, especially when the company is expanding. But we have given everyone the freedom to do what they like doing best. We still work with the same driver. He has been working here since 1984/85. This shows the strong bond that exists within the company."

'99



'99



OUR VALUES

'00



- ENTHOUSIASTIC
- RELIABLE
- INNOVATIVE
- MOTIVATION
- PERSISTENT

'97



'01



DREAM, DISCOVER
DARE, DO, GO ON,
DO BETTER!

'87



'87



'89

CHRISTINE



'85

**YOU HAVE TO
BE OUT THERE IN
THAT MARKET
AND GET TO
KNOW IT.**

Market reputation and knowledge

Dirk : "When choosing partners, I have always considered their market reputation. I prefer the strongest party. It is mainly a question of mentality and attitude. It's not just about sales or turnover, they should have green fingers and passion. And therefore it is important to check this out yourself."

When we first started in America, I travelled to LA, New York and Texas myself. It's just like in Europe, a Spaniard is not like a Swiss and a West-Fleming is not like a Limburger. So you have to be out there in that market yourself and get to know it."



'90

Right and left hand

Dirk : "It is only when you go on site that you learn and that the eagerness to learn is very important. Wim was always my right hand, so he accompanied me and my wife was my left hand."

Christine : "We were always on the same wavelength. We never felt restricted in our ambitions. In fact, we always had the same ideas. We complemented each other very well."



'86



BEHIND EVERY
STRONG MAN IS AN
EVEN STRONGER
WOMAN.

✱

CHRISTINE & DIRK

'96




Language skills

Wim : "Knowing other languages is of the greatest importance. I remember saying to my French teacher when I was at horticultural school, "Hell! I don't need to know French to talk to my flowers." But I regret not having made more efforts to learn foreign languages. At that age you don't care and you don't realise the importance of the languages. At horticultural school we had one hour of English a week. Nothing much at all. But later on, you go to America for business and so you learn by doing, by trial and error, but you manage."

The first time we went to Brazil, there were five local people sitting around the negotiating table. Dirk and I were sitting opposite them. At the beginning of the meeting they said: "Please, go ahead!" We sat there with our mouths open. Sweat ran down my back, that is how nervous I was. Now I no longer feel nervous, but back then I was really sweating at that very moment."

Are you curious and would like to read the full interview, with personal highlights of Dirk, Christine and Wim?

www.gediflora.be



'00



**WE COLOR THE
WORLD WITH OUR
BELGIAN MUMS®**

NEW 2022

A fresh year.
This means stunning colors
creating fun vibes!



Vigorelli gold



VIGORELLI GOLD

VIGOR 3 | DECO | RESPONSE WEEK 8

NORTH	SOUTH	WEST COAST*
MID-OCT W 41,5	MID-OCT W 42	8 WEEKS



KOKO PURPLE

VIGOR 3 | DECO | RESPONSE WEEK 7

NORTH	SOUTH	WEST COAST*
MID-SEPT W 38	LATE SEPT W 39,5	7 WEEKS



MAGNUS PINK

VIGOR 3 | DECO | RESPONSE WEEK 6.5

NORTH	SOUTH	WEST COAST*
MID-SEPT W 38	LATE SEPT W 39	7 WEEKS



MAGNUS BRONZE

VIGOR 3 | DECO | RESPONSE WEEK 6.5

NORTH	SOUTH	WEST COAST*
MID-SEPT W 38	LATE SEPT W 39	7 WEEKS



CIPRIANI PINK

VIGOR 3 | DECO | RESPONSE WEEK 6

NORTH	SOUTH	WEST COAST*
EARLY SEPT W 36	MID-SEPT W 37	5.5 WEEKS

A GEDIFLORA FAMILY



FOR EVERY SEASON!

Fonti
Early September



Padre
Mid-September



Arluno
Late September



Amiko
Late September



Jasoda
Early October



Aduro
Early October




Staviski
Early October



Vigorelli
Mid-October



Soul Sisters
Mid-October



'91

IT'S
IN OUR
DNA



KEEPING IT IN THE FAMILY

Not only some of the bestselling
varieties but also the perfect garden
Mums for your needs.



Magnus bronze

Fonti

Early September

Properties

- The earliest Belgian Mum family to flower
- Very large, attractive blooms will start cracking color in late August
- Fonti is for outside full sun production only



FONTI WHITE



FONTI YELLOW



FONTI PINK



FONTI DARK PINK



FONTI CORAL



FONTI ORANGE



FONTI RED

Urano

Early September

Properties

- Perfect trio for early September sales
- Finish best in small to midsize containers
- Very flexible with rounded shape



URANO YELLOW



URANO RED



URANO ORANGE

Padre

Mid-September

Properties

- Easy to grow, top selling family
- Vigorous, perfect for growing in large containers
- Great for mixed color planters
- One of the most disease resistant varieties



PADRE WHITE



PADRE YELLOW



PADRE LILAC



PADRE CERISE



PADRE ORANGE

Conaco

Mid-September

Properties

- Conacos will slowly open buds in mid-September and continue to impress with their beautiful large blooms well into mid-October
- Great for summer shading with the Aduro family
- All three colors tend to be more compact and grow best in smaller to medium containers



CONACO YELLOW



CONACO GOLD



CONACO ORANGE

Arluno

Late September

Properties

- Has perfect round growth habit, suitable for all pot sizes
- Excellent choice for mixed color combinations
- One of the most disease resistant variety



ARLUNO VANILLA



ARLUNO YELLOW



ARLUNO PINK



ARLUNO DARK PINK



ARLUNO PURPLE



ARLUNO ORANGE



ARLUNO RED

Amiko

Late September

Properties

- Excellent choice for late September sales.
- Offers one of the largest and longest lasting blooms among Belgian Mums®
 - Great for mixed color planters



AMIKO WHITE



AMIKO YELLOW



AMIKO BRONZE



AMIKO VIOLET

Jasoda

Early October

Properties

- 6 colors with long lasting flowers
- Designed to perform best inside and under blackout
- Less vigorous than the Staviski Family and more suitable to finish in small and midsize containers without PGRs
- Great season extender in the South, stellar performer on the West Coast



JASODA WHITE



JASODA YELLOW



JASODA PURPLE



JASODA PINK



JASODA ORANGE



JASODA RED

Aduro

Early October

Properties

- Vibrant, bicolor flowers arranged in a perfect ball
- Recommended for black cloth production with Jasoda or Staviski families and fits well with Conaco's
- Will flower in early to mid-October under natural day



ADURO PINK



ADURO ORANGE



ADURO RED



ADURO PURPLE

Staviski

Early October

Properties

Our bestselling family. Widely used for 8” production inside under black cloth.

- Great choice for mixed color baskets and upright containers
- Offers very uniform growth habit with countless flowers
- Will size up in large containers for early October sales



STAVISKI WHITE



STAVISKI YELLOW



STAVISKI PINK



STAVISKI ORANGE



STAVISKI RED

Vigorelli

Mid-October

Properties

Very attractive midsize deco flowers. Suitable for inside and outside production.

- Vigorelli is vigorous enough to size up in large containers for late October sales
- Very disease resistant variety with long shelf life



VIGORELLI RED



VIGORELLI VIOLET



VIGORELLI ORANGE



VIGORELLI GOLD

Soul Sisters

Mid-October

Properties

- Highly suitable for small pot sizes in black cloth production
- No GPR's needed
- Great natural season extender for mid to late October sales in the South
- Perfect for color combos and hanging baskets
- Easy to grow, easy to love



SOUL SISTER WHITE



SOUL SISTER YELLOW



SOUL SISTER PINK



SOUL SISTER ORANGE



SOUL SISTER RED



SOUL SISTER DARK PINK

Soul Sisters Family

With great pleasure we present to you our latest creation: Soul Sisters! These sisters are super cute and exist in 6 jazzy colors: yellow, orange, red, dark pink, pink and white.



Highly suitable for small pot sizes in black cloth production



No GPR's needed



Great natural season extender for mid- to late October sales in the South



Very long lasting flowers with vibrant colors



Perfect for color combos and hanging baskets.



Easy to grow, easy to love

'08



ALPHABETICAL LISTING

Belgian Mums®
Extensive and unique but
especially alphabetic.



Cipriani pink

Variety	Color	Type	North		South		West Coast*	Vigor	Hanging baskets	Large pots and bushell baskets	Blackcloth response weeks	☾	🏠	ⓑ	PG.
				week		week									
Adiva Purple	Purple	Deco	Mid-Sept	37	Mid-Sept	37,5	6	3	–	✓	6	–	–	–	P. 60
Aduro Orange	Orange	Deco	Early Oct	40,5	Mid-Oct	41,5	7.5	3	✓	✓	6.5	✓	✓	–	P. 77
Aduro Pink	Pink	Deco	Early Oct	40,5	Mid-Oct	41,5	7.5	3	✓	✓	6.5	✓	✓	–	P. 77
Aduro Purple	Purple	Deco	Early Oct	40,5	Mid-Oct	41,5	7.5	3	✓	✓	6.5	✓	✓	–	P. 77
Aduro Red	Red	Deco	Early Oct	40,5	Mid-Oct	41,5	7.5	3	✓	✓	6.5	✓	✓	–	P. 77
Allegra Yellow	Yellow	Deco	Early Sept	35,5	Early Sept	36,5	6	3	✓	–	6	✓	✓	✓	P. 54
Aluga White	White	Deco	Late Sept	39,5	Early Oct	40,5	6.5	3	–	✓	7	–	–	✓	P. 73
Aluga Yellow	Yellow	Deco	Late Sept	39,5	Early Oct	40,5	6.5	3	–	✓	7.5	–	–	✓	P. 73
Amadora Red	Red	Deco	Mid-Sept	37	Late Sept	38	6	3	–	✓	7	✓	–	✓	P. 60
Amiko Bronze	Bronze	Deco	Late Sept	39	Early Oct	40	7	3	–	✓	6.5	✓	✓	✓	P. 70
Amiko Violet	Violet	Deco	Late Sept	39	Early Oct	40	7	3	–	✓	6.5	✓	✓	✓	P. 70
Amiko White	White	Deco	Late Sept	39	Early Oct	40	7	3	–	✓	6.5	✓	✓	✓	P. 70
Amiko Yellow	Yellow	Deco	Late Sept	39	Early Oct	40	7	3	–	✓	6.5	✓	✓	✓	P. 70
Antica Bronze	Bronze	Deco	Early Oct	40	Mid-Oct	41	8	3	✓	✓	7	–	✓	–	P. 76
Arluno Dark Pink	Pink	Deco	Late Sept	38	Late Sept	38,5	6.5	3	✓	✓	6	✓	✓	–	P. 65
Arluno Orange	Orange	Deco	Late Sept	38	Late Sept	38,5	6.5	3	✓	✓	6	✓	✓	–	P. 64
Arluno Pink	Pink	Deco	Late Sept	38	Late Sept	38,5	6.5	3	✓	✓	6	✓	✓	–	P. 64
Arluno Purple	Purple	Deco	Late Sept	38	Late Sept	38,5	6.5	3	✓	✓	6	✓	✓	–	P. 65
Arluno Red	Red	Deco	Late Sept	38	Late Sept	38,5	6.5	3	✓	✓	6	✓	✓	–	P. 65
Arluno Vanilla	White	Deco	Late Sept	38	Late Sept	38,5	6.5	3	✓	✓	6	✓	✓	–	P. 64
Arluno Yellow	Yellow	Deco	Late Sept	38	Late Sept	38,5	6.5	3	✓	✓	6	✓	✓	–	P. 64
Camina Red	Red	Deco	Mid-Sept	37	Mid-Sept	38	6	3	✓	–	6	✓	✓	–	P. 60
Cesaro Yellow	Yellow	Deco	Mid-Sept	38	Late Sept	39	6.5	4	–	✓	6	✓	✓	–	P. 66
NEW Cipriani pink	pink	Deco	Early Sept	36	Mid-Sept	37	5.5	3	✓	✓	6	✓	✓	–	P. 55
Como Red	Red	Deco	Late Sept	39	Late Sept	39,5	7.5	3	✓	✓	7	✓	✓	–	P. 72
Conaco Gold	Bronze	Deco	Late Sept	39	Late Sept	39	7	3	✓	–	7	✓	✓	✓	P. 71
Conaco Orange	Orange	Deco	Late Sept	39	Late Sept	39	7	3	✓	–	7	✓	✓	✓	P. 71
Conaco Yellow	Yellow	Deco	Late Sept	39	Late Sept	39	7	3	✓	–	7	✓	✓	✓	P. 71
Conella Orange	Orange	Deco	Mid-Sept	37,5	Late Sept	38	6	3	✓	✓	6	✓	✓	–	P. 63
Conella Yellow	Yellow	Deco	Mid-Sept	37,5	Late Sept	38	6	3	✓	✓	6	✓	✓	–	P. 63
Espero White	White	Deco	Mid-Sept	38	Late Sept	39	6	3	–	✓	6.5	✓	✓	–	P. 66
Espero Yellow	Yellow	Deco	Mid-Sept	38	Late Sept	39	6	3	–	✓	6.5	✓	✓	–	P. 66
Fonti Coral	Pink	Deco	Early Sept	36	Mid-Sept	37	6	4	✓	✓	Not for BC	–	–	✓	P. 56
Fonti Dark Pink	Pink	Deco	Early Sept	36	Mid-Sept	37	6	4	✓	✓	Not for BC	–	–	✓	P. 57
Fonti Orange	Orange	Deco	Early Sept	36	Mid-Sept	37	6	4	✓	✓	Not for BC	–	–	✓	P. 56
Fonti Pink	Pink	Deco	Early Sept	36	Mid-Sept	37	6	4	✓	✓	Not for BC	–	–	✓	P. 57
Fonti Red	Red	Deco	Early Sept	36	Mid-Sept	37	6	4	✓	✓	Not for BC	–	–	✓	P. 57
Fonti White	White	Deco	Early Sept	36	Mid-Sept	37	6	4	✓	✓	Not for BC	–	–	✓	P. 56
Fonti Yellow	Yellow	Deco	Early Sept	36	Mid-Sept	37	6	4	✓	✓	Not for BC	–	–	✓	P. 56
Granata Red	Red	Deco	Early Sept	36	Mid-Sept	37	5.5	3	–	✓	6	✓	✓	–	P. 58
Izola Orange	Orange	Deco	Late Sept	39	Early Oct	39,5	6.5	3	–	✓	6	–	✓	–	P. 72

Variety	Color	Type	North		South		West Coast*	Vigor	Hanging baskets	Large pots and bushell baskets	Blackcloth response weeks	☾	🏠	ⓑ	PG.
				week		week									
Jasoda Orange	Orange	Deco	Early Oct	40	Early Oct	41	8	3	✓	–	6.5	✓	✓	–	P. 75
Jasoda Pink	Pink	Deco	Early Oct	40	Early Oct	41	8	3	✓	–	6.5	✓	✓	–	P. 74
Jasoda Purple	Purple	Deco	Early Oct	40	Early Oct	41	8	3	✓	–	6.5	✓	✓	–	P. 75
Jasoda Red	Red	Deco	Early Oct	40	Early Oct	41	8	3	✓	–	6.5	✓	✓	–	P. 75
Jasoda White	White	Deco	Early Oct	40	Early Oct	41	8	3	✓	–	6.5	✓	✓	–	P. 74
Jasoda Yellow	Yellow	Deco	Early Oct	40	Early Oct	41	8	3	✓	–	6.5	✓	✓	–	P. 75
NEW Koko Purple	Purple	Deco	Mid-Sept	38	Late Sept	39,5	7	3	✓	✓	7	✓	✓	–	P. 68
Lano Purple	Purple	Deco	Late Sept	39	Early Oct	39,5	7	3	✓	✓	6.5	✓	✓	–	P. 72
Lava Red	Red	Deco	Late Sept	39,5	Early Oct	40	7.5	3	✓	✓	7	✓	✓	✓	P. 73
Lesconil White	White	Deco	Late Sept	38,5	Late Sept	39	6.5	3	✓	✓	6	✓	✓	–	P. 69
Livia Lavender	Pink	Deco	Late Sept	38,5	Early Oct	39,5	7	3	–	✓	6	✓	✓	–	P. 69
Mabel White	White	Deco	Early Sept	36,5	Mid-Sept	37	5.5	3	✓	✓	6	✓	✓	–	P. 59
NEW Magnus Bronze	Bronze	Deco	Mid-Sept	38	Late Sept	39	7	3	✓	✓	6.5	✓	✓	–	P. 67
NEW Magnus Pink	Pink	Deco	Mid-Sept	38	Late Sept	39	7	3	✓	✓	6.5	✓	✓	–	P. 67
Magnus Violet	Violet	Deco	Mid-Sept	38	Late Sept	39	7	3	✓	✓	6.5	✓	✓	–	P. 67
Matador Yellow	Yellow	Deco	Mid-Sept	37	Late Sept	38	6	3	✓	✓	6	–	–	–	P. 60
Mefisto Purple	Purple	Deco	Mid-Oct	41	Mid-Oct	42	8	3	✓	–	7.5	✓	✓	–	P. 82
Mika Orange	Orange	Semi	Early Sept	35,5	Mid-Sept	37	5.5	3	✓	–	6	✓	✓	–	P. 54
Miora Orange	Orange	Deco	Mid-Sept	37,5	Late Sept	39	6	3	✓	–	6.5	–	✓	–	P. 61
Mouria Yellow	Yellow	Deco	Mid-Oct	41,5	Mid-Oct	42	8	3	✓	✓	6.5	✓	✓	–	P. 82
Padre Cerise	Red	Deco	Mid-Sept	37,5	Late Sept	38	7	4	–	✓	7.5	✓	–	–	P. 62
Padre Lilac	Pink	Deco	Mid-Sept	37,5	Late Sept	38	7	4	–	✓	7.5	✓	–	–	P. 63
Padre Orange	Orange	Deco	Mid-Sept	37,5	Late Sept	38	7	4	–	✓	7.5	✓	–	–	P. 62
Padre White	White	Deco	Mid-Sept	37,5	Late Sept	38	7	4	–	✓	7.5	✓	–	–	P. 62
Padre Yellow	Yellow	Deco	Mid-Sept	37,5	Late Sept	38	7	4	–	✓	7.5	✓	–	–	P. 62
Peroni Orange	Orange	Deco	Mid-Sept	38	Late Sept	39,5	7	3	✓	✓	7	✓	✓	–	P. 66
Pobo Lavender	Purple	Deco	Early Sept	36,5	Mid-Sept	38	6.5	3	✓	✓	6	✓	✓	–	P. 59
Pobo Red	Red	Deco	Mid-Sept	37,5	Late Sept	38,5	6.5	3	✓	✓	6.5	✓	✓	–	P. 61
Pomona Violet	Violet	Deco	Late Sept	39,5	Early Oct	40	7	3	✓	✓	7	✓	✓	–	P. 73
Possidi white	White	Spider	Late Sept	38,5	Late Sept	39	7	3	✓	✓	6.5	✓	✓	–	P. 69
Possidi yellow	Yellow	Spider	Late Sept	38,5	Late Sept	39	7	3	✓	✓	6.5	✓	✓	–	P. 69
Prima White	White	Deco	Early Sept	36	Mid-Sept	37,5	6	3	✓	✓	6	✓	–	–	P. 58
Rhinos Orange	Orange	Deco	Mid-Sept	38	Late Sept	39,5	6	3	–	✓	7	✓	✓	–	P. 68
Savona Red	Red	Deco	Mid-Sept	38	Late Sept	39	6.5	4	–	✓	7.5	✓	✓	–	P. 68
Sinelli Yellow	Yellow	Deco	Early Sept	36	Mid-Sept	37	7	3	–	✓	6.5	✓	–	–	P. 58
Soul Sister Dark pink	Pink	Deco	Mid-Oct	41	Mid-Oct	41,5	7.5	3	✓	✓	7	✓	✓	–	P. 81
Soul Sister Orange	Orange	Deco	Mid-Oct	41	Mid-Oct	41,5	7.5	3	✓	✓	7	✓	✓	–	P. 80
Soul Sister Pink	Pink	Deco	Mid-Oct	41	Mid-Oct	41,5	7.5	3	✓	✓	7	✓	✓	–	P. 80
Soul Sister Red	Red	Deco	Mid-Oct	41	Mid-Oct	41,5	7.5	3	✓	✓	7	✓	✓	–	P. 81
Soul Sister White	White	Deco	Mid-Oct	41	Mid-Oct	41,5	7.5	3	✓	✓	7	✓	✓	–	P. 80
Soul Sister Yellow	Yellow	Deco	Mid-Oct	41	Mid-Oct	41,5	7.5	3	✓	✓	7	✓	✓	–	P. 80

*Weeks to flower after moving/planting outside on the West Coast and in high altitude regions with consistent cool night temperatures below 60°F.

Variety	Color	Type	North		South		West Coast*	Vigor	Hanging baskets	Large pots and bushell baskets	Blackcloth response weeks	☾	🏠	ⓑ	PG.
				week		week									
Staviski Orange	Orange	Deco	Early Oct	40,5	Mid-Oct	41,5	7.5	3	✓	✓	6.5	✓	✓	–	P. 78
Staviski Pink	Pink	Deco	Early Oct	40,5	Mid-Oct	41,5	7.5	3	✓	✓	6.5	✓	✓	–	P. 79
Staviski Red	Red	Deco	Early Oct	40,5	Mid-Oct	41,5	7.5	3	✓	✓	6.5	✓	✓	–	P. 78
Staviski White	White	Deco	Early Oct	40,5	Mid-Oct	41,5	7.5	3	✓	✓	6.5	✓	✓	–	P. 78
Staviski Yellow	Yellow	Deco	Early Oct	40,5	Mid-Oct	41,5	7.5	3	✓	✓	6.5	✓	✓	–	P. 78
Thera Red	Red	Deco	Early Oct	40	Early Oct	40,5	8.5	3	–	✓	7.5	–	–	–	P. 76
Urano Orange	Orange	Deco	Early Sept	35,5	Early Sept	36,5	5.5	3	✓	–	5.5	✓	✓	–	P. 54
Urano Red	Red	Deco	Early Sept	35,5	Early Sept	36,5	5.5	3	✓	–	5.5	✓	✓	–	P. 54
Urano Yellow	Yellow	Deco	Early Sept	36	Mid Sept	37	5.5	3	✓	–	5.5	✓	✓	–	P. 55
Vega Red	Red	Deco	Early Sept	36	Mid Sept	37	6.5	3	✓	✓	7	✓	✓	–	P. 55
Venos Yellow	Yellow	Deco	Early Sept	36,5	Mid Sept	37,5	6	3	✓	✓	6.5	✓	✓	–	P. 59
Veritas Orange	Orange	Deco	Late Sept	39,5	Early Oct	40,5	7	3	✓	✓	6.5	✓	✓	–	P. 74
Veritas Yellow	Yellow	Deco	Late Sept	39,5	Early Oct	40,5	7	3	✓	✓	6.5	✓	✓	–	P. 74
NEW Vigorelli Gold	Gold	Deco	Mid-Oct	41,5	Mid-Oct	42	8	3	✓	✓	8	–	✓	–	P. 83
Vigorelli Orange	Orange	Deco	Mid-Oct	41,5	Mid-Oct	42	8	3	✓	✓	8	–	✓	–	P. 83
Vigorelli Red	Red	Deco	Mid-Oct	41,5	Mid-Oct	42	8	3	✓	✓	8	–	✓	–	P. 83
Vigorelli Violet	Violet	Deco	Mid-Oct	41,5	Mid-Oct	42	8	3	✓	✓	8	–	✓	–	P. 83
Zaza Purple	Purple	Deco	Mid-Sept	37,5	Late Sept	38	7	3	✓	✓	7	✓	✓	–	P. 61



'91



**ENTREPRENEUR
OF THE YEAR
1991**

FLOWER ZONES

Average flower dates
per flower zone.



Magnus pink

Northeast & Midwest

Early September			Mid-September			Late September		
Variety + date	W	V	Variety + date	W	V	Variety + date	W	V
WHITE VARIETIES			WHITE VARIETIES			WHITE VARIETIES		
Fonti White 9/5	36	4	Padre White 9/16	37,5	4	Arluno Vanilla 9/21	38	3
Prima White 9/7	36	3	Espero White 9/19	38	3	Possidi White 9/22	38,5	3
Mabel White 9/8	36,5	3				Lesconil White 9/24	38,5	3
						Amiko White 9/25	39	3
						Aluga White 9/29	39,5	3
YELLOW VARIETIES			YELLOW VARIETIES			YELLOW VARIETIES		
Allegra Yellow 9/3	35,5	3	Matador Yellow 9/14	37	3	Arluno Yellow 9/21	38	3
Sinelli Yellow 9/4	36	3	Conella Yellow 9/16	37,5	3	Possidi Yellow 9/22	38,5	3
Fonti Yellow 9/5	36	4	Padre Yellow 9/16	37,5	4	Conaco Yellow 9/25	39	3
Urano Yellow 9/7	36	3	Cesaro 9/20	38	4	Amiko Yellow 9/25	39	3
Venos Yellow 9/9	36,5	3	Espero Yellow 9/20	38	3	Aluga Yellow 9/29	39,5	3
						Veritas Yellow 9/30	39,5	3
PINK VARIETIES			PINK VARIETIES			PINK VARIETIES		
Cipriani pink 9/4	36	3	Adiva Purple 9/12	37	3	Arluno Dark Pink 9/21	38	3
Fonti Dark Pink 9/5	36	4	Padre Lilac 9/16	37,5	4	Arluno Pink 9/21	38	3
Fonti Pink 9/5	36	4	Padre Cerise 9/16	37,5	4	Arluno Purple 9/21	38	3
Fonti Coral 9/5	36	4	Zaza Purple 9/16	37,5	3	Livia Lavender 9/24	38,5	3
Pobo Lavender 9/10	36,5	3	Magnus Violet 9/20	38	3	Amiko Violet 9/25	39	3
			Magnus Pink 9/20	38	3	Lano Purple 9/27	39	3
			Koko Purple 9/20	38	3	Pomona Violet 9/29	39,5	3
BRONZE/ORANGE VARIETIES			BRONZE/ORANGE VARIETIES			BRONZE/ORANGE VARIETIES		
Urano Orange 9/1	35,5	3	Conella Orange 9/16	37,5	3	Arluno Orange 9/21	38	3
Mika Orange 9/2	35,5	3	Padre Orange 9/16	37,5	4	Conaco Gold 9/25	39	3
Fonti Orange 9/5	36	4	Miora Orange 9/16	37,5	3	Conaco Orange 9/25	39	3
			Peroni Orange 9/20	38	3	Amiko Bronze 9/25	39	3
			Rhinos Orange 9/20	38	3	Izola Orange 9/26	39	3
			Magnus Bronze 9/20	38	3	Veritas Orange 9/30	39,5	3
RED VARIETIES			RED VARIETIES			RED VARIETIES		
Urano Red 9/3	35,5	3	Camina 9/11	37	3	Arluno Red 9/21	38	3
Fonti Red 9/5	36	4	Amadora Red 9/13	37	3	Como Red 9/28	39	3
Vega Red 9/7	36	3	Pobo Red 9/15	37,5	3	Lava Red 9/30	39,5	3
Granata Red 9/7	36	3	Savona Red 9/20	38	4			

Early October			Mid-October		
Variety + date	W	V	Variety + date	W	V
WHITE VARIETIES			WHITE VARIETIES		
Jasoda White 10/5	40	3	Soul Sister White 10/11	41	3
Staviski White 10/8	40,5	3			
YELLOW VARIETIES			YELLOW VARIETIES		
Jasoda Yellow 10/5	40	3	Soul Sister Yellow 10/11	41	3
Staviski Yellow 10/8	40,5	3	Mouria Yellow 10/14	41,5	3
PINK VARIETIES			PINK VARIETIES		
Jasoda Purple 10/5	40	3	Mefisto Purple 10/11	41	3
Jasoda Pink 10/5	40	3	Soul Sister Dark Pink 10/11	41	3
Staviski Pink 10/8	40,5	3	Soul Sister Pink 10/11	41	3
Aduro Pink 10/8	40,5	3	Vigorelli Violet 10/14	41,5	3
Aduro Purple 10/8	40,5	3			
BRONZE/ORANGE VARIETIES			BRONZE/ORANGE VARIETIES		
Antica Bronze 10/5	40	3	Soul Sister Orange 10/11	41	3
Jasoda Orange 10/5	40	3	Vigorelli Orange 10/14	41,5	3
Staviski Orange 10/8	40,5	3	Vigorelli Gold 10/14	41,5	3
Aduro Orange 10/8	40,5	3			
RED VARIETIES			RED VARIETIES		
Thera Red 10/5	40	3	Soul Sister Red 10/11	41	3
Jasoda Red 10/5	40	3	Vigorelli Red 10/14	41,5	3
Staviski Red 10/8	40,5	3			
Aduro Red 10/8	40,5	3			

Average natural season flower dates

South

Early September			Mid-September			Late September		
Variety + date	W	V	Variety + date	W	V	Variety + date	W	V
WHITE VARIETIES			WHITE VARIETIES			WHITE VARIETIES		
			Mabel White 9/12	37	3	Padre White 9/23	38	4
			Fonti White 9/14	37	4	Arluno Vanilla 9/24	38,5	3
			Prima White 9/16	37,5	3	Possidi White 9/27	39	3
						Espero White 9/27	39	3
						Lesconil White 9/28	39	3
YELLOW VARIETIES			YELLOW VARIETIES			YELLOW VARIETIES		
Allegra Yellow 9/9	36,5	3	Sinelli Yellow 9/12	37	3	Conella Yellow 9/20	38	3
			Urano Yellow 9/12	37	2	Matador Yellow 9/20	38	3
			Fonti Yellow 9/14	37	4	Padre Yellow 9/21	38	4
			Venos Yellow 9/16	37,5	3	Arluno Yellow 9/23	38,5	3
						Cesaro Yellow 9/26	39	4
						Conaco Yellow 9/27	39	3
						Possidi Yellow 9/27	39	3
						Espero Yellow 9/28	39	3
PINK VARIETIES			PINK VARIETIES			PINK VARIETIES		
			Cipriani Pink 9/12	37	3	Padre Lilac 9/21	38	4
			Fonti Coral 9/14	37	4	Padre Cerise 9/21	38	4
			Fonti Dark Pink 9/14	37	4	Zaza Purple 9/21	38	3
			Fonti Pink 9/14	37	4	Arluno Dark Pink 9/23	38,5	3
			Adiva Purple 9/16	37,5	3	Arluno Pink 9/23	38,5	3
			Pobo Lavender 9/18	38	3	Arluno Purple 9/23	38,5	3
						Magnus Pink 9/27	39	3
						Magnus Violet 9/28	39	3
						Koko Purple 9/29	39,5	3
BRONZE/ORANGE VARIETIES			BRONZE/ORANGE VARIETIES			BRONZE/ORANGE VARIETIES		
Urano Orange 9/9	36,5	2	Mika Orange 9/13	37	3	Conella Orange 9/20	38	3
			Fonti Orange 9/14	37	4	Padre Orange 9/21	38	4
						Arluno Orange 9/23	38,5	3
						Miora Orange 9/26	39	3
						Magnus Bronze 9/27	39	3
						Conaco Gold 9/28	39	3
						Conaco Orange 9/28	39	3
						Peroni Orange 9/29	39,5	3
						Rhinos Orange 9/30	39,5	4
RED VARIETIES			RED VARIETIES			RED VARIETIES		
Urano Red 9/9	36,5	2	Granata Red 9/12	37	3	Amadora Red 9/20	38	3
			Vega Red 9/13	37	3	Arluno Red 9/23	38,5	3
			Fonti Red 9/14	37	4	Pobo Red 9/23	38,5	3
			Camina Red 9/19	38	3	Savona Red 9/26	39	4
						Como Red 9/30	39,5	3

Early October			Mid-October		
Variety + date	W	V	Variety + date	W	V
WHITE VARIETIES			WHITE VARIETIES		
Amiko White 10/4	40	4	Staviski White 10/13	41,5	3
Aluga White 10/7	40,5	3	Soul Sister White 10/14	41,5	3
Jasoda White 10/9	41	3			
YELLOW VARIETIES			YELLOW VARIETIES		
Amiko Yellow 10/4	40	4	Staviski Yellow 10/13	41,5	3
Veritas Yellow 10/6	40,5	3	Soul Sister Yellow 10/14	41,5	3
Aluga Yellow 10/7	40,5	3	Mouria Yellow 10/18	42	3
Jasoda Yellow 10/9	41	3	Vigorelli Gold 10/18	42	3
PINK VARIETIES			PINK VARIETIES		
Livia Lavender 10/1	39,5	3	Staviski Pink 10/13	41,5	3
Lano Purple 10/1	39,5	3	Soul Sister Dark Pink 10/14	41,5	3
Pomona Violet 10/3	40	3	Soul Sister Pink 10/14	41,5	3
Amiko Violet 10/4	40	4	Aduro Pink 10/15	41,5	3
Jasoda Pink 10/9	41	3	Aduro Purple 10/15	41,5	3
Jasoda Purple 10/9	41	3	Vigorelli Violet 10/18	42	3
			Mefisto Purple 10/19	42	3
BRONZE/ORANGE VARIETIES			BRONZE/ORANGE VARIETIES		
Izola Orange 10/1	39,5	3	Antica Bronze 10/11	41	3
Amiko Bronze 10/4	40	4	Staviski Orange 10/13	41,5	3
Veritas Orange 10/6	40,5	3	Soul Sister Orange 10/14	41,5	3
Jasoda Orange 10/9	41	3	Aduro Orange 10/15	41,5	3
			Vigorelli Orange 10/18	42	3
RED VARIETIES			RED VARIETIES		
Lava Red 10/3	40	3	Staviski Red 10/13	41,5	3
Thera Red 10/6	40,5	3	Soul Sister Red 10/14	41,5	3
Jasoda Red 10/9	41	3	Aduro Red 10/15	41,5	3
			Vigorelli Red 10/18	42	3

Average natural season flower dates


West & High Alt. regions

5.5-6 weeks			6.5 weeks			7 weeks		
Variety + date	T	V	Variety + date	T	V	Variety + date	T	V
WHITE VARIETIES			WHITE VARIETIES			WHITE VARIETIES		
Mabel White 5.5	Deco	3	Arluno Vanilla 6.5	Deco	3	Amiko White 7	Deco	4
Espero White 6	Deco	3	Aluga White 6.5	Deco	4	Padre White 7	Deco	4
Fonti White 6	Deco	3	Lesconil White 6.5	Deco	2	Possidi White 7	Spider	3
Prima White 6	Deco	3						
YELLOW VARIETIES			YELLOW VARIETIES			YELLOW VARIETIES		
Urano Yellow 5.5	Deco	3	Aluga Yellow 6.5	Deco	4	Amiko Yellow 7	Deco	4
Allegra Yellow 6	Deco	3	Arluno Yellow 6.5	Deco	3	Conaco Yellow 7	Deco	3
Conella Yellow 6	Deco	3	Cesaro yellow 6.5	Deco	4	Padre Yellow 7	Deco	4
Espero Yellow 6	Deco	3				Possidi Yellow 7	Spider	3
Fonti Yellow 6	Deco	3				Sinelli Yellow 7	Deco	4
Matador Yellow 6	Deco	3				Veritas Yellow 7	Deco	3
Venos Yellow 6	Deco	3						
PINK VARIETIES			PINK VARIETIES			PINK VARIETIES		
Adiva Purple 6	Deco	3	Arluno Dark Pink 6.5	Deco	3	Amiko Violet 7	Deco	4
Cipriani Pink 6	Deco	3	Arluno Pink 6.5	Deco	3	Koko Purple 7	Deco	3
Fonti Coral 6	Deco	3	Arluno Purple 6.5	Deco	3	Lano Purple 7	Deco	3
Fonti Dark Pink 6	Deco	3	Pobo Lavender 6.5	Deco	3	Livia Lavender 7	Deco	3
Fonti Pink 6	Deco	3				Magnus Pink 7	Deco	3
						Magnus Violet 7	Deco	3
						Padre Cerise 7	Deco	5
						Padre Lilac 7	Deco	4
						Pomona Violet 7	Deco	2
						Zaza Purple 7	Deco	3
BRONZE/ORANGE VARIETIES			BRONZE/ORANGE VARIETIES			BRONZE/ORANGE VARIETIES		
Mika Orange 5.5	Semi	3	Arluno Orange 6.5	Deco	3	Amiko Bronze 7	Deco	4
Urano Orange 5.5	Deco	3	Izola Orange 6.5	Deco	3	Conaco Gold 7	Deco	3
Conella Orange 6	Deco	3				Conaco Orange 7	Deco	3
Fonti Orange 6	Deco	3				Magnus Bronze 7	Deco	3
Miora Orange 6	Deco	3				Padre Orange 7	Deco	4
Rhinos Orange 6	Deco	4				Peroni Orange 7	Deco	3
						Veritas Orange 7	Deco	3
RED VARIETIES			RED VARIETIES			RED VARIETIES		
Granata Red 5.5	Deco	3	Arluno Red 6.5	Deco	3	Vega Red 7	Deco	3
Urano Red 5.5	Deco	3	Pobo Red 6.5	Deco	3			
Amadora Red 6	Deco	4	Savona Red 6.5	Deco	4			
Camina Red 6	Deco	3						
Fonti Red 6	Deco	3						

7.5 weeks			8-9 weeks		
Variety + date	T	V	Variety + date	T	V
WHITE VARIETIES			WHITE VARIETIES		
Soul Sister White 7.5	Deco	3	Jasoda White 8	Deco	2
Staviski White 7.5	Deco	3			
YELLOW VARIETIES			YELLOW VARIETIES		
Soul Sister Yellow 7.5	Deco	3	Jasoda Yellow 8	Deco	2
Staviski Yellow 7.5	Deco	3	Mouria Yellow 8	Deco	2
PINK VARIETIES			PINK VARIETIES		
Aduro Pink 7.5	Deco	3	Jasoda Purple 8	Deco	3
Aduro Purple 7.5	Deco	3	Jasoda Pink 8	Deco	2
Soul Sister Dark Pink 7.5	Deco	3	Mefisto Purple 8	Deco	2
Soul Sister Pink 7.5	Deco	3	Vigorelli Violet 8	Deco	3
Staviski Pink 7.5	Deco	3			
BRONZE/ORANGE VARIETIES			BRONZE/ORANGE VARIETIES		
Aduro Orange 7.5	Deco	3	Antica Bronze 8	Deco	3
Soul Sister Orange 7.5	Deco	3	Jasoda Orange 8	Deco	2
Staviski Orange 7.5	Deco	3	Vigorelli Gold 8	Deco	3
			Vigorelli Orange 8	Deco	3
RED VARIETIES			RED VARIETIES		
Aduro Red 7.5	Deco	3	Jasoda Red 8	Deco	2
Como Red 7.5	Deco	3	Vigorelli Red 8	Deco	3
Lava Red 7.5	Deco	3	Thera Red 8.5	Deco	3
Soul Sister Red 7.5	Deco	3			
Staviski Red 7.5	Deco	3			

Average natural season flower dates

'16



**FLOWER TRIALS
US**

OUR VARIETIES

Varieties are ranked according to the flowering week based on the data of the natural season North.



Koko purple



ALLEGRA YELLOW

VIGOR 3 | DECO | RESPONSE WEEK 6

NORTH	SOUTH	WEST COAST*
EARLY SEPT W 35,5	EARLY SEPT W 36,5	6 WEEKS



URANO ORANGE

VIGOR 3 | DECO | RESPONSE WEEK 5.5

NORTH	SOUTH	WEST COAST*
EARLY SEPT W 35,5	EARLY SEPT W 36,5	5.5 WEEKS



CIPRIANI PINK

VIGOR 3 | DECO | RESPONSE WEEK 6

NORTH	SOUTH	WEST COAST*
EARLY SEPT W 36	MID-SEPT W 37	5.5 WEEKS



URANO YELLOW

VIGOR 3 | DECO | RESPONSE WEEK 5.5

NORTH	SOUTH	WEST COAST*
EARLY SEPT W 36	MID-SEPT W 37	5.5 WEEKS



MIKA ORANGE

VIGOR 3 | SEMI-DECO | RESPONSE WEEK 6

NORTH	SOUTH	WEST COAST*
EARLY SEPT W 35,5	MID-SEPT W 37	5.5 WEEKS



URANO RED

VIGOR 3 | DECO | RESPONSE WEEK 5.5

NORTH	SOUTH	WEST COAST*
EARLY SEPT W 35,5	EARLY SEPT W 36,5	5.5 WEEKS



VEGA RED

VIGOR 3 | DECO | RESPONSE WEEK 7

NORTH	SOUTH	WEST COAST*
EARLY SEPT W 36	MID-SEPT W 37	6.5 WEEKS



B

FONTI WHITE

VIGOR 4 | DECO | RESPONSE WEEK - FULL SUN ONLY

NORTH	SOUTH	WEST COAST*
EARLY SEPT W 36	MID-SEPT W 37	6 WEEKS



B

FONTI YELLOW

VIGOR 4 | DECO | RESPONSE WEEK - FULL SUN ONLY

NORTH	SOUTH	WEST COAST*
EARLY SEPT W 36	MID-SEPT W 37	6 WEEKS



B

FONTI PINK

VIGOR 4 | DECO | RESPONSE WEEK - FULL SUN ONLY

NORTH	SOUTH	WEST COAST*
EARLY SEPT W 36	MID-SEPT W 37	6 WEEKS



B

FONTI DARK PINK

VIGOR 4 | DECO | RESPONSE WEEK - FULL SUN ONLY

NORTH	SOUTH	WEST COAST*
EARLY SEPT W 36	MID-SEPT W 37	6 WEEKS



B

FONTI CORAL

VIGOR 4 | DECO | RESPONSE WEEK - FULL SUN ONLY

NORTH	SOUTH	WEST COAST*
EARLY SEPT W 36	MID-SEPT W 37	6 WEEKS



B

FONTI ORANGE

VIGOR 4 | DECO | RESPONSE WEEK - FULL SUN ONLY

NORTH	SOUTH	WEST COAST*
EARLY SEPT W 36	MID-SEPT W 37	6 WEEKS



B

FONTI RED

VIGOR 4 | DECO | RESPONSE WEEK - FULL SUN ONLY

NORTH	SOUTH	WEST COAST*
EARLY SEPT W 36	MID-SEPT W 37	6 WEEKS

*Weeks to flower after moving/planting outside on the West Coast and in high altitude regions with consistent cool night temperatures below 60°F.



PRIMA WHITE

VIGOR 3 | DECO | RESPONSE WEEK 6

NORTH	SOUTH	WEST COAST*
EARLY SEPT W 36	MID-SEPT W 37,5	6 WEEKS



SINELLI YELLOW

VIGOR 3 | DECO | RESPONSE WEEK 6.5

NORTH	SOUTH	WEST COAST*
EARLY SEPT W 36	MID-SEPT W 37	7 WEEKS



POBO LAVENDER

VIGOR 3 | DECO | RESPONSE WEEK 6

NORTH	SOUTH	WEST COAST*
EARLY SEPT W 36,5	MID-SEPT W 38	6.5 WEEKS



VENOS YELLOW

VIGOR 3 | DECO | RESPONSE WEEK 6.5

NORTH	SOUTH	WEST COAST*
EARLY SEPT W 36,5	MID-SEPT W 37,5	6 WEEKS



GRANATA RED

VIGOR 3 | DECO | RESPONSE WEEK 6

NORTH	SOUTH	WEST COAST*
EARLY SEPT W 36	MID-SEPT W 37	5.5 WEEKS



MABEL WHITE

VIGOR 3 | DECO | RESPONSE WEEK 6

NORTH	SOUTH	WEST COAST*
EARLY SEPT W 36,5	MID-SEPT W 37	5.5 WEEKS



MATADOR YELLOW

VIGOR 3 | DECO | RESPONSE WEEK 6

NORTH	SOUTH	WEST COAST*
MID-SEPT W 37	LATE SEPT W 38	6 WEEKS



CAMINA RED

VIGOR 3 | DECO | RESPONSE WEEK 6

NORTH	SOUTH	WEST COAST*
MID-SEPT W 37	MID-SEPT W 38	6 WEEKS



MIORA ORANGE

VIGOR 3 | DECO | RESPONSE WEEK 6.5

NORTH	SOUTH	WEST COAST*
MID-SEPT W 37,5	LATE SEPT W 39	6 WEEKS



POBO RED

VIGOR 3 | DECO | RESPONSE WEEK 6.5

NORTH	SOUTH	WEST COAST*
MID-SEPT W 37,5	LATE SEPT W 38,5	6.5 WEEKS



AMADORA RED

VIGOR 3 | DECO | RESPONSE WEEK 7

NORTH	SOUTH	WEST COAST*
MID-SEPT W 37	LATE SEPT W 38	6 WEEKS



ADIVA PURPLE

VIGOR 3 | DECO | RESPONSE WEEK 6

NORTH	SOUTH	WEST COAST*
MID-SEPT W 37	MID-SEPT W 37,5	6 WEEKS



ZAZA PURPLE

VIGOR 3 | DECO | RESPONSE WEEK 7

NORTH	SOUTH	WEST COAST*
MID-SEPT W 37,5	LATE SEPT W 38	7 WEEKS





PADRE WHITE

VIGOR 4 | DECO | RESPONSE WEEK 7.5

NORTH	SOUTH	WEST COAST*
MID-SEPT W 37,5	LATE SEPT W 38	7 WEEKS



PADRE YELLOW

VIGOR 4 | DECO | RESPONSE WEEK 7.5

NORTH	SOUTH	WEST COAST*
MID-SEPT W 37,5	LATE SEPT W 38	7 WEEKS



PADRE LILAC

VIGOR 4 | DECO | RESPONSE WEEK 7.5

NORTH	SOUTH	WEST COAST*
MID-SEPT W 37,5	LATE SEPT W 38	7 WEEKS



CONELLA YELLOW

VIGOR 3 | DECO | RESPONSE WEEK 6

NORTH	SOUTH	WEST COAST*
MID-SEPT W 37,5	LATE SEPT W 38	6 WEEKS



PADRE CERISE

VIGOR 4 | DECO | RESPONSE WEEK 7.5

NORTH	SOUTH	WEST COAST*
MID-SEPT W 37,5	LATE SEPT W 38	7 WEEKS



PADRE ORANGE

VIGOR 4 | DECO | RESPONSE WEEK 7.5

NORTH	SOUTH	WEST COAST*
MID-SEPT W 37,5	LATE SEPT W 38	7 WEEKS



CONELLA ORANGE

VIGOR 3 | DECO | RESPONSE WEEK 6

NORTH	SOUTH	WEST COAST*
MID-SEPT W 37,5	LATE SEPT W 38	6 WEEKS



ARLUNO VANILLA

VIGOR 3 | DECO | RESPONSE WEEK 6

NORTH	SOUTH	WEST COAST*
LATE SEPT W 38	LATE SEPT W 38,5	6.5 WEEKS



ARLUNO YELLOW

VIGOR 3 | DECO | RESPONSE WEEK 6

NORTH	SOUTH	WEST COAST*
LATE SEPT W 38	LATE SEPT W 38,5	6.5 WEEKS



ARLUNO DARK PINK

VIGOR 3 | DECO | RESPONSE WEEK 6

NORTH	SOUTH	WEST COAST*
LATE SEPT W 38	LATE SEPT W 38,5	6.5 WEEKS



ARLUNO PURPLE

VIGOR 3 | DECO | RESPONSE WEEK 6

NORTH	SOUTH	WEST COAST*
LATE SEPT W 38	LATE SEPT W 38,5	6.5 WEEKS



ARLUNO PINK

VIGOR 3 | DECO | RESPONSE WEEK 6

NORTH	SOUTH	WEST COAST*
LATE SEPT W 38	LATE SEPT W 38,5	6.5 WEEKS



ARLUNO ORANGE

VIGOR 3 | DECO | RESPONSE WEEK 6

NORTH	SOUTH	WEST COAST*
LATE SEPT W 38	LATE SEPT W 38,5	6.5 WEEKS



ARLUNO RED

VIGOR 3 | DECO | RESPONSE WEEK 6

NORTH	SOUTH	WEST COAST*
LATE SEPT W 38	LATE SEPT W 38,5	6.5 WEEKS



ESPERO WHITE

VIGOR 3 | DECO | RESPONSE WEEK 6.5

NORTH	SOUTH	WEST COAST*
MID-SEPT W 38	LATE SEPT W 39	6 WEEKS



CESARO YELLOW

VIGOR 4 | DECO | RESPONSE WEEK 6

NORTH	SOUTH	WEST COAST*
MID-SEPT W 38	LATE SEPT W 39	6.5 WEEKS



NEW



MAGNUS BRONZE

VIGOR 3 | DECO | RESPONSE WEEK 6.5

NORTH	SOUTH	WEST COAST*
MID-SEPT W 38	LATE SEPT W 39	7 WEEKS



NEW



MAGNUS PINK

VIGOR 3 | DECO | RESPONSE WEEK 6.5

NORTH	SOUTH	WEST COAST*
MID-SEPT W 38	LATE SEPT W 39	7 WEEKS



ESPERO YELLOW

VIGOR 3 | DECO | RESPONSE WEEK 6.5

NORTH	SOUTH	WEST COAST*
MID-SEPT W 38	LATE SEPT W 39	6 WEEKS



PERONI ORANGE

VIGOR 3 | DECO | RESPONSE WEEK 7

NORTH	SOUTH	WEST COAST*
MID-SEPT W 38	LATE SEPT W 39,5	7 WEEKS



MAGNUS VIOLET

VIGOR 3 | DECO | RESPONSE WEEK 6.5

NORTH	SOUTH	WEST COAST*
MID-SEPT W 38	LATE SEPT W 39	7 WEEKS



SAVONA RED

VIGOR 4 | DECO | RESPONSE WEEK 7.5

NORTH	SOUTH	WEST COAST*
MID-SEPT W 38	LATE SEPT W 39	6.5 WEEKS



RHINOS ORANGE

VIGOR 3 | DECO | RESPONSE WEEK 7

NORTH	SOUTH	WEST COAST*
MID-SEPT W 38	LATE SEPT W 39,5	6 WEEKS



POSSIDI WHITE

VIGOR 3 | SPIDER | RESPONSE WEEK 6.5

NORTH	SOUTH	WEST COAST*
LATE SEPT W 38,5	LATE SEPT W 39	7 WEEKS



LIVIA LAVENDER

VIGOR 3 | DECO | RESPONSE WEEK 6

NORTH	SOUTH	WEST COAST*
LATE SEPT W 38,5	EARLY OCT W 39,5	7 WEEKS



KOKO PURPLE

VIGOR 3 | DECO | RESPONSE WEEK 7

NORTH	SOUTH	WEST COAST*
MID-SEPT W 38	LATE SEPT W 39,5	7 WEEKS



POSSIDI YELLOW

VIGOR 3 | SPIDER | RESPONSE WEEK 6.5

NORTH	SOUTH	WEST COAST*
LATE SEPT W 38,5	LATE SEPT W 39	7 WEEKS



LESCONIL WHITE

VIGOR 3 | DECO | RESPONSE WEEK 6

NORTH	SOUTH	WEST COAST*
LATE SEPT W 38,5	LATE SEPT W 39	6.5 WEEKS



AMIKO WHITE

VIGOR 3 | DECO | RESPONSE WEEK 6.5

NORTH	SOUTH	WEST COAST*
LATE SEPT W 39	EARLY OCT W 40	7 WEEKS



AMIKO YELLOW

VIGOR 3 | DECO | RESPONSE WEEK 6.5

NORTH	SOUTH	WEST COAST*
LATE SEPT W 39	EARLY OCT W 40	7 WEEKS



CONACO YELLOW

VIGOR 3 | DECO | RESPONSE WEEK 7

NORTH	SOUTH	WEST COAST*
LATE SEPT W 39	LATE SEPT W 39	7 WEEKS



CONACO ORANGE

VIGOR 3 | DECO | RESPONSE WEEK 7

NORTH	SOUTH	WEST COAST*
LATE SEPT W 39	LATE SEPT W 39	7 WEEKS



AMIKO BRONZE

VIGOR 3 | DECO | RESPONSE WEEK 6.5

NORTH	SOUTH	WEST COAST*
LATE SEPT W 39	EARLY OCT W 40	7 WEEKS



AMIKO VIOLET

VIGOR 3 | DECO | RESPONSE WEEK 6.5

NORTH	SOUTH	WEST COAST*
LATE SEPT W 39	EARLY OCT W 40	7 WEEKS



CONACO GOLD

VIGOR 3 | DECO | RESPONSE WEEK 7

NORTH	SOUTH	WEST COAST*
LATE SEPT W 39	LATE SEPT W 39	7 WEEKS



LANO PURPLE

VIGOR 3 | DECO | RESPONSE WEEK 6.5

NORTH	SOUTH	WEST COAST*
LATE SEPT W 39	EARLY OCT W 39,5	7 WEEKS



IZOLA ORANGE

VIGOR 3 | DECO | RESPONSE WEEK 6

NORTH	SOUTH	WEST COAST*
LATE SEPT W 39	EARLY OCT W 39,5	6.5 WEEKS



ALUGA WHITE

VIGOR 3 | DECO | RESPONSE WEEK 7

NORTH	SOUTH	WEST COAST*
LATE SEPT W 39,5	EARLY OCT W 40,5	6.5 WEEKS



POMONA VIOLET

VIGOR 3 | DECO | RESPONSE WEEK 7

NORTH	SOUTH	WEST COAST*
LATE SEPT W 39,5	EARLY OCT W 40	7 WEEKS



COMO RED

VIGOR 3 | DECO | RESPONSE WEEK 7

NORTH	SOUTH	WEST COAST*
LATE SEPT W 39	LATE SEPT W 39,5	7.5 WEEKS



ALUGA YELLOW

VIGOR 3 | DECO | RESPONSE WEEK 7.5

NORTH	SOUTH	WEST COAST*
LATE SEPT W 39,5	EARLY OCT W 40,5	6.5 WEEKS



LAVA RED

VIGOR 3 | DECO | RESPONSE WEEK 7

NORTH	SOUTH	WEST COAST*
LATE SEPT W 39,5	EARLY OCT W 40	7.5 WEEKS



VERITAS YELLOW

VIGOR 3 | DECO | RESPONSE WEEK 6.5

NORTH	SOUTH	WEST COAST*
LATE SEPT	EARLY OCT	7 WEEKS
W 39,5	W 40,5	



JASODA WHITE

VIGOR 3 | DECO | RESPONSE WEEK 6.5

NORTH	SOUTH	WEST COAST*
EARLY OCT	EARLY OCT	8 WEEKS
W 40	W 41	



JASODA YELLOW

VIGOR 3 | DECO | RESPONSE WEEK 6.5

NORTH	SOUTH	WEST COAST*
EARLY OCT	EARLY OCT	8 WEEKS
W 40	W 41	



JASODA PURPLE

VIGOR 3 | DECO | RESPONSE WEEK 6.5

NORTH	SOUTH	WEST COAST*
EARLY OCT	EARLY OCT	8 WEEKS
W 40	W 41	



VERITAS ORANGE

VIGOR 3 | DECO | RESPONSE WEEK 6.5

NORTH	SOUTH	WEST COAST*
LATE SEPT	EARLY OCT	7 WEEKS
W 39,5	W 40,5	



JASODA PINK

VIGOR 3 | DECO | RESPONSE WEEK 6.5

NORTH	SOUTH	WEST COAST*
EARLY OCT	EARLY OCT	8 WEEKS
W 40	W 41	



JASODA ORANGE

VIGOR 3 | DECO | RESPONSE WEEK 6.5

NORTH	SOUTH	WEST COAST*
EARLY OCT	EARLY OCT	8 WEEKS
W 40	W 41	



JASODA RED

VIGOR 3 | DECO | RESPONSE WEEK 6.5

NORTH	SOUTH	WEST COAST*
EARLY OCT	EARLY OCT	8 WEEKS
W 40	W 41	



THERA RED

VIGOR 3 | DECO | RESPONSE WEEK 7,5

NORTH	SOUTH	WEST COAST*
EARLY OCT W 40	EARLY OCT W 40,5	8.5 WEEKS



ANTICA BRONZE

VIGOR 3 | DECO | RESPONSE WEEK 7

NORTH	SOUTH	WEST COAST*
EARLY OCT W 40	MID-OCT W 41	8 WEEKS



ADURO PINK

VIGOR 3 | DECO | RESPONSE WEEK 6,5

NORTH	SOUTH	WEST COAST*
EARLY OCT W 40,5	MID-OCT W 41,5	7.5 WEEKS



ADURO RED

VIGOR 3 | DECO | RESPONSE WEEK 6,5

NORTH	SOUTH	WEST COAST*
EARLY OCT W 40,5	MID-OCT W 41,5	7.5 WEEKS



ADURO ORANGE

VIGOR 3 | DECO | RESPONSE WEEK 6,5

NORTH	SOUTH	WEST COAST*
EARLY OCT W 40,5	MID-OCT W 41,5	7.5 WEEKS



ADURO PURPLE

VIGOR 3 | DECO | RESPONSE WEEK 6,5

NORTH	SOUTH	WEST COAST*
EARLY OCT W 40,5	MID-OCT W 41,5	7.5 WEEKS

*Weeks to flower after moving/planting outside on the West Coast and in high altitude regions with consistent cool night temperatures below 60°F.



STAVISKI YELLOW

VIGOR 3 | DECO | RESPONSE WEEK 6.5

NORTH	SOUTH	WEST COAST*
EARLY OCT	MID-OCT	7.5 WEEKS
W 40,5	W 41,5	



STAVISKI WHITE

VIGOR 3 | DECO | RESPONSE WEEK 6.5

NORTH	SOUTH	WEST COAST*
EARLY OCT	MID-OCT	7.5 WEEKS
W 40,5	W 41,5	



STAVISKI ORANGE

VIGOR 3 | DECO | RESPONSE WEEK 6.5

NORTH	SOUTH	WEST COAST*
EARLY OCT	MID-OCT	7.5 WEEKS
W 40,5	W 41,5	



STAVISKI RED

VIGOR 3 | DECO | RESPONSE WEEK 6.5

NORTH	SOUTH	WEST COAST*
EARLY OCT	MID-OCT	7.5 WEEKS
W 40,5	W 41,5	



STAVISKI PINK

VIGOR 3 | DECO | RESPONSE WEEK 6.5

NORTH	SOUTH	WEST COAST*
EARLY OCT	MID-OCT	7.5 WEEKS
W 40,5	W 41,5	



SOUL SISTER WHITE

VIGOR 3 | DECO | RESPONSE WEEK 7

NORTH	SOUTH	WEST COAST*
MID-OCT W 41	MID-OCT W 41,5	7.5 WEEKS



SOUL SISTER YELLOW

VIGOR 3 | DECO | RESPONSE WEEK 7

NORTH	SOUTH	WEST COAST*
MID-OCT W 41	MID-OCT W 41,5	7.5 WEEKS



SOUL SISTER DARK PINK

VIGOR 3 | DECO | RESPONSE WEEK 7

NORTH	SOUTH	WEST COAST*
MID-OCT W 41	MID-OCT W 41,5	7.5 WEEKS



SOUL SISTER PINK

VIGOR 3 | DECO | RESPONSE WEEK 7

NORTH	SOUTH	WEST COAST*
MID-OCT W 41	MID-OCT W 41,5	7.5 WEEKS



SOUL SISTER ORANGE

VIGOR 3 | DECO | RESPONSE WEEK 7

NORTH	SOUTH	WEST COAST*
MID-OCT W 41	MID-OCT W 41,5	7.5 WEEKS



SOUL SISTER RED

VIGOR 3 | DECO | RESPONSE WEEK 7

NORTH	SOUTH	WEST COAST*
MID-OCT W 41	MID-OCT W 41,5	7.5 WEEKS



MEFISTO PURPLE

VIGOR 3 | DECO | RESPONSE WEEK 7,5

NORTH	SOUTH	WEST COAST*
MID-OCT W 41	MID-OCT W 42	8 WEEKS



MOURIA YELLOW

VIGOR 3 | DECO | RESPONSE WEEK 6,5

NORTH	SOUTH	WEST COAST*
MID-OCT W 41,5	MID-OCT W 42	8 WEEKS



VIGORELLI ORANGE

VIGOR 3 | DECO | RESPONSE WEEK 8

NORTH	SOUTH	WEST COAST*
MID-OCT W 41,5	MID-OCT W 42	8 WEEKS



VIGORELLI VIOLET

VIGOR 3 | DECO | RESPONSE WEEK 8

NORTH	SOUTH	WEST COAST*
MID-OCT W 41,5	MID-OCT W 42	8 WEEKS



VIGORELLI RED

VIGOR 3 | DECO | RESPONSE WEEK 8

NORTH	SOUTH	WEST COAST*
MID-OCT W 41,5	MID-OCT W 42	8 WEEKS



VIGORELLI GOLD

VIGOR 3 | DECO | RESPONSE WEEK 8

NORTH	SOUTH	WEST COAST*
MID-OCT W 41,5	MID-OCT W 42	8 WEEKS

*Weeks to flower after moving/planting outside on the West Coast and in high altitude regions with consistent cool night temperatures below 60°F.

'01



US TRIALS

SUMMER SHADING STARS

Our selection of varieties for Summer Shading programs.



Soul Sister orange

Arluno

Summer Shading Stars



Properties

Start shading 6 weeks prior to sale.*
4" - 14" pot size

*Blackcloth needs to be pulled until first color to avoid flower delays.

Amiko

Summer Shading Stars



Properties

Start shading 6 weeks prior to sale.*
5" - 14" pot size

*Blackcloth needs to be pulled until first color to avoid flower delays.

Jasoda

Summer Shading Stars



Properties

Start shading 7 weeks prior to sale.*
4" - 12" pot size

*Blackcloth needs to be pulled until first color to avoid flower delays.

Staviski

Summer Shading Stars



Properties

Start shading 7 weeks prior to sale.*
5" - 14" pot size

*Blackcloth needs to be pulled until first color to avoid flower delays.

Soul Sisters

Summer Shading Stars



Properties

Start shading 7 weeks prior to sale.*
4" - 6" pot size

*Blackcloth needs to be pulled until first color to avoid flower delays.



'20



**THE QUEEN OF
BELGIUM VISITS
GEDIFLORA**

MIXED COLOR COMBINATIONS

The mixed color Mums
show 3 colors in 1 and flower
at the same time.



Soul Sister mix 10

Family	Mix	Color combinations			Shaded*	Natural season		
						North	South	West Coast
URANO	Mix	Orange	Yellow	Red	5.5 weeks	Early Sept	Early Sept	5.5
FONTI	Mix 1	Yellow	Orange	Pink	Not for BC	Early Sept	Mid-Sept	6
	Mix 2	Yellow	Orange	White	Not for BC	Early Sept	Mid-Sept	6
	Mix 3	Yellow	White	Pink	Not for BC	Early Sept	Mid-Sept	6
	Mix 4	Orange	White	Pink	Not for BC	Early Sept	Mid-Sept	6
	Mix 5	Red	White	Pink	Not for BC	Early Sept	Mid-Sept	6
	Mix 6	Orange	Red	Pink	Not for BC	Early Sept	Mid-Sept	6
	Mix 7	Orange	White	Red	Not for BC	Early Sept	Mid-Sept	6
	Mix 8	Yellow	Red	Orange	Not for BC	Early Sept	Mid-Sept	6
	Mix 9	Yellow	White	Red	Not for BC	Early Sept	Mid-Sept	6
	Mix 10	Yellow	White	Dark Pink	Not for BC	Early Sept	Mid-Sept	6
	Mix 11	Yellow	Coral	Red	Not for BC	Early Sept	Mid-Sept	6
	Mix 12	Orange	Dark Pink	Red	Not for BC	Early Sept	Mid-Sept	6
	Mix 13	Orange	White	Dark Pink	Not for BC	Early Sept	Mid-Sept	6
	Mix 14	Yellow	Red	Pink	Not for BC	Early Sept	Mid-Sept	6
PADRE	Mix 1	Yellow	Orange	Lilac	7.5 weeks	Mid-Sept	Late Sept	7
	Mix 2	Yellow	Orange	White	7.5 weeks	Mid-Sept	Late Sept	7
	Mix 3	Yellow	White	Lilac	7.5 weeks	Mid-Sept	Late Sept	7
	Mix 4	Orange	White	Lilac	7.5 weeks	Mid-Sept	Late Sept	7
CONACO	Mix	Yellow	Gold	Orange	7 weeks	Late Sept	Late Sept	7
ARLUNO	Mix 1	Yellow	Orange	Pink	6 weeks	Late Sept	Late Sept	6.5
	Mix 2	Yellow	Orange	Vanilla	6 weeks	Late Sept	Late Sept	6.5
	Mix 3	Yellow	Vanilla	Purple	6 weeks	Late Sept	Late Sept	6.5
	Mix 4	Yellow	Orange	Purple	6 weeks	Late Sept	Late Sept	6.5
	Mix 5	Orange	Vanilla	Purple	6 weeks	Late Sept	Late Sept	6.5
	Mix 6	Pink	Vanilla	Purple	6 weeks	Late Sept	Late Sept	6.5
	Mix 7	Orange	Pink	Purple	6 weeks	Late Sept	Late Sept	6.5
	Mix 8	Yellow	Purple	Red	6 weeks	Late Sept	Late Sept	6.5
	Mix 9	Yellow	Vanilla	Dark Pink	6 weeks	Late Sept	Late Sept	6.5
	Mix 10	Orange	Dark Pink	Red	6 weeks	Late Sept	Late Sept	6.5
	Mix 11	Yellow	Red	Pink	6 weeks	Late Sept	Late Sept	6.5
	Mix 12	Orange	Vanilla	Pink	6 weeks	Late Sept	Late Sept	6.5
	Mix 13	Yellow	Vanilla	Pink	6 weeks	Late Sept	Late Sept	6.5
	Mix 14	Yellow	Pink	Purple	6 weeks	Late Sept	Late Sept	6.5
AMIKO	Mix 1	Bronze	Yellow	Violet	6.5 weeks	Late Sept	Early Oct	7
	Mix 2	Bronze	Yellow	White	6.5 weeks	Late Sept	Early Oct	7
	Mix 3	Bronze	White	Violet	6.5 weeks	Late Sept	Early Oct	7
	Mix 4	Yellow	White	Violet	6.5 weeks	Late Sept	Early Oct	7



FONTI MIX 1



FONTI MIX 13



AMIKO MIX 1



AMIKO MIX 2



AMIKO MIX 3



ARLUNO MIX 1



PADRE MIX 1

Family	Mix	Color combinations			Shaded*	Natural season		
						North	South	West Coast
JASODA	Mix 1	Yellow	Orange	Red	6.5 weeks	Early Oct	Early Oct	8
	Mix 2	Yellow	Orange	White	6.5 weeks	Early Oct	Early Oct	8
	Mix 3	Yellow	White	Purple	6.5 weeks	Early Oct	Early Oct	8
	Mix 4	Yellow	Orange	Purple	6.5 weeks	Early Oct	Early Oct	8
	Mix 5	Orange	White	Purple	6.5 weeks	Early Oct	Early Oct	8
	Mix 6	Red	White	Purple	6.5 weeks	Early Oct	Early Oct	8
	Mix 7	Orange	Red	Purple	6.5 weeks	Early Oct	Early Oct	8
	Mix 8	Orange	White	Red	6.5 weeks	Early Oct	Early Oct	8
	Mix 9	Yellow	White	Red	6.5 weeks	Early Oct	Early Oct	8
	Mix 10	Yellow	Red	Purple	6.5 weeks	Early Oct	Early Oct	8
	Mix 11	Yellow	Pink	Red	6.5 weeks	Early Oct	Early Oct	8
	Mix 12	Pink	Red	Purple	6.5 weeks	Early Oct	Early Oct	8
STAVISKI	Mix 1	Yellow	Orange	Pink	6.5 weeks	Early Oct	Mid-Oct	7.5
	Mix 2	Yellow	Orange	White	6.5 weeks	Early Oct	Mid-Oct	7.5
	Mix 3	Yellow	White	Pink	6.5 weeks	Early Oct	Mid-Oct	7.5
	Mix 4	Orange	White	Pink	6.5 weeks	Early Oct	Mid-Oct	7.5
	Mix 5	Red	White	Pink	6.5 weeks	Early Oct	Mid-Oct	7.5
	Mix 6	Orange	Red	Pink	6.5 weeks	Early Oct	Mid-Oct	7.5
	Mix 7	Orange	White	Red	6.5 weeks	Early Oct	Mid-Oct	7.5
	Mix 8	Yellow	Red	Orange	6.5 weeks	Early Oct	Mid-Oct	7.5
	Mix 9	Yellow	White	Red	6.5 weeks	Early Oct	Mid-Oct	7.5
	Mix 10	Yellow	Red	Pink	6.5 weeks	Early Oct	Mid-Oct	7.5
ADURO	Mix 1	Red	Orange	Purple	6.5 weeks	Early Oct	Mid-Oct	7.5
	Mix 2	Red	Orange	Pink	6.5 weeks	Early Oct	Mid-Oct	7.5
	Mix 3	Red	Pink	Purple	6.5 weeks	Early Oct	Mid-Oct	7.5
	Mix 4	Orange	Pink	Purple	6.5 weeks	Early Oct	Mid-Oct	7.5
SOUL SISTERS	Mix 1	Yellow	Orange	Pink	7 weeks	Mid-Oct	Mid-Oct	7.5
	Mix 2	Yellow	Orange	White	7 weeks	Mid-Oct	Mid-Oct	7.5
	Mix 3	Yellow	White	Dark Pink	7 weeks	Mid-Oct	Mid-Oct	7.5
	Mix 4	Yellow	Orange	Dark Pink	7 weeks	Mid-Oct	Mid-Oct	7.5
	Mix 5	Orange	White	Dark Pink	7 weeks	Mid-Oct	Mid-Oct	7.5
	Mix 6	Pink	White	Dark Pink	7 weeks	Mid-Oct	Mid-Oct	7.5
	Mix 7	Orange	Pink	Dark Pink	7 weeks	Mid-Oct	Mid-Oct	7.5
	Mix 8	Yellow	Dark Pink	Red	7 weeks	Mid-Oct	Mid-Oct	7.5
	Mix 9	Yellow	White	Pink	7 weeks	Mid-Oct	Mid-Oct	7.5
	Mix 10	Orange	Pink	Red	7 weeks	Mid-Oct	Mid-Oct	7.5
	Mix 11	Yellow	Red	Pink	7 weeks	Mid-Oct	Mid-Oct	7.5
	Mix 12	Orange	White	Pink	7 weeks	Mid-Oct	Mid-Oct	7.5
	Mix 13	Yellow	White	Pink	7 weeks	Mid-Oct	Mid-Oct	7.5
	Mix 14	Yellow	Pink	Dark pink	7 weeks	Mid-Oct	Mid-Oct	7.5
VIGORELLI	Mix 1	Red	Orange	Violet	8 weeks	Mid-Oct	Mid-Oct	8
	Mix 2	Red	Orange	Gold	8 weeks	Mid-Oct	Mid-Oct	8
	Mix 3	Red	Gold	Violet	8 weeks	Mid-Oct	Mid-Oct	8
	Mix 4	Orange	Gold	Violet	8 weeks	Mid-Oct	Mid-Oct	8



STAVISKI MIX 3



STAVISKI MIX 10



JASODA MIX 2



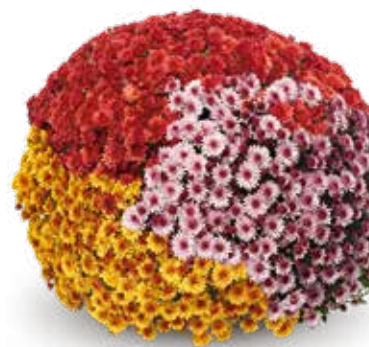
JASODA MIX 4



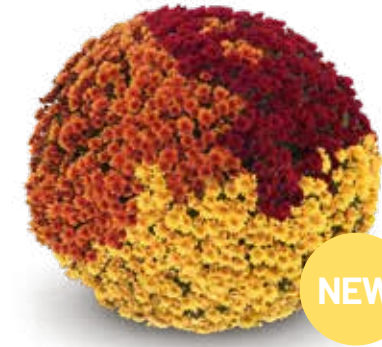
SOUL SISTER MIX 4



SOUL SISTER MIX 7



SOUL SISTER MIX 10



VIGORELLI MIX 2



VIGORELLI MIX 3

A family of four, consisting of a father, a mother, and two young children, are riding a black Yamaha ATV through a vibrant field of colorful flowers. The father is driving the ATV, and the mother is seated behind him. The two children are seated on the back of the ATV, with one child waving their hand. They are all wearing blue shirts. The field is filled with rows of flowers in various colors, including yellow, orange, red, and purple. In the background, there are tall, green trees under a clear blue sky. The text "THE FUTURE IS BRIGHT AND FULL OF OPPORTUNITIES" is overlaid on the right side of the image in a bold, yellow, sans-serif font.

**THE FUTURE IS
BRIGHT AND FULL OF
OPPORTUNITIES**

Belgian Mums®

Cultural information

Why grow Belgian Mums?

Belgian Mums® are the finest breed 'garden' type mum on the market today. There is over 30 years of breeding and testing behind the Belgian Mum® name. They grow well in any container size, from a market pack to ½ bushel. Belgian Mums® have a great mounding habit and are covered with an uncountable number of flowers because they branch better and more often than other mums. This is also the reason why Belgian Mums® are so flexible and can be sleeved or put pot to pot on shipping carts without worry of breakage or loss.

Feature	Benefit
Superior breeding	The best varieties on the market
First "no pinch" Mum	Save labor and easy to grow
Flexibility	Easy to ship without breakage
More flowers	Better show and sales at retail
Ball shaped	Consumers and growers first choice

What to do when cuttings arrive?

Belgian Mums® can be ordered as rooted or unrooted cuttings. All boxes should be opened and inspected immediately. Place open boxes in a cooler at about 40°F. Plant rooted cuttings in your finished container or stick unrooted cuttings in a cell tray as soon as possible. Do not store mum cuttings in a cooler longer than 2 to 3 days.

How to care for your URC's?

Your cuttings will arrive in plastic bags without a rooting hormone. You can apply rooting hormone before sticking, but it is not necessary. 'Mum Lighting' is recommended, regardless of time of year, during the entire rooting period. Mum lighting is defined as minimum of 10-20 foot candles of incandescent light at plant level for at least 4 hours at night to keep plants vegetative. Soil temperature needs to be kept between 70-72°F during the rooting process.

You can root your cuttings directly in the final pot or stick them in plug trays for rooting. It is very important to stick cuttings into moist soil and mist them regularly. Starting day 1 to 4, mist for 10 sec every 8-10 minutes. Days 5 to 9 mist for 10 sec every 15-20 minutes. Days 10 to 14 mist for 10 sec every 30-60 minutes. Reduce amount of mist gradually in the second week until plants are fully rooted. Excessive misting and low light after root initiation will result in decreased quality and stretching. You may need to syringe rooted cuttings 2-3 times per day under sunny conditions and low humidity to prevent premature budding.

We recommend that you use this as a guideline only and adjust your mist schedule based on light and temperature conditions in your greenhouse. Fertilize twice during rooting with a solution of 20-10-20 or similar fertilizer at a rate of 200-250 ppm. Rinse cuttings with clear water to avoid tip burn after fertilizer application. When feeding is done through the mist, it is best to avoid fertilizers containing high phosphor level. A broad spectrum fungicide drench can be applied with the first feed but is not necessary when you start with healthy cuttings.

Media

Most of the soilless media available on the market are suitable for Belgian Mum® production. Do not use a media with any type of water retaining gel, this will only create root disease. For outside grown crops with overhead irrigation you may consider incorporating controlled release fertilizer in the media to ensure steady supply of nutrients. Be aware that some types of controlled release fertilizer, release too quickly during hot summer months and could easily damage the root system.

Weekly soil tests are recommended to maintain correct fertilization program. Try to maintain a soil pH of 5.8-6.2 to prevent any nutrient deficiencies.

After rooted cuttings arrive or URC are rooted. Deep planting of Belgian Mums.

Before you are ready to start planting have your finished pots completely filled with media. Partially filled pots are unacceptable. Make sure media is evenly moist throughout the entire pot, not just the top few inches.

The perfect Belgian Mum® plug is 17-18 days old and 1.5” tall from the soil level. Plant rooted cuttings deep so the bottom 2-3 leaves are covered with soil and the grow tip is leveled with the rim of the pot. The shoots emerging from the soil will provide additional support to the plant. Always plant in the center of the pot, off-center planting will create lopsided, unstable plants. Immediately after planting feed with 300 ppm of 20-20-20 or similar fertilizer rich in phosphor and ammonium-based nitrogen. This will promote roots development and help to build a strong plant base. Remember a strong, healthy root system is a key to growing a superior finished plant. Do not let your mums completely dry out during the first few weeks. You may have to syringe your crop for the first few days to prevent wilting.



Spacing

Spacing will vary from grower to grower, depending on finished pot size and your target sales market. We recommend for the best results that the foliage never touch each other. A good indicator for the distance between plants is to base the calculations on the expected diameter of the plant plus 2”. Here are our recommended spacing examples:

Pot size	Plant/Pot	Plant Ø	Spacing
6"	1	10-12"	12-24"
8"	1	15-18"	17-20"
10"	1 to 3	17-20"	19-22"
12"	3	22-24"	24-26"

* Proper spacing will prevent tall 'stovepipe' growth, yellow foliage, disease and lopsided plants.

Light and photoperiod requirements

Belgian Mums® grown in full sun will have the best quality. Long days are necessary for vegetative growth and short days are needed for bud initiation and flowering of garden mums. Both spring and summer lit/shaded crops will require night interruption during the initial growth stage and blackout treatment before scheduled flower date. Refer to black cloth response time for each variety when scheduling blackout production of Belgian Mums®. Natural day crops will bloom from early September through October.

Irrigation

Drip tubes or drip tape is recommended above hand watering or overhead irrigation. Drip system helps to keep foliage dry and prevents the spread of bacterial leaf spot. During the first few weeks of growth, keep the plants evenly moist but not soaked. Later in the season, if plants look slightly wilted in late afternoon there is no immediate need to water them, they can easily get through the night. Water them thoroughly next day in the early morning.

Avoid fluctuations between too wet or too dry. Try to water the plants on a regular basis in order to prevent excessive drying. On the other hand, overwatering will only cause root disease and a poor finished plant. A Belgian Mum® will do most of its growing between sunrise and 11 AM. This is why it is important to irrigate in the early morning to get the maximum growth. If plants are dry in the morning, make sure to irrigate thoroughly and evenly. This means that some of the water or feed should drain from the bottom of each pot. This is also to help prevent any salt build up.

Belgian Mums®

Cultural information

Fertilization

Belgian Mums® will require considerable amount of well balanced fertilizer with micronutrients to finish properly. There are 2 stages of mum development.

The first is the vegetative period and accounts for the first 60% of the plant size as well as 60% of the crop time. Shortly after transplanting when irrigation frequency is lower we recommend using higher rates; 300-400 ppm of 20-10-20 or similar type of fertilizer with each watering. Fertilizer rates should be reduced when plants develop and irrigation frequency increases.

The next period is the generative growth or ‘flower development’ period. This accounts for the final 40% of your plant growth and schedule. At this point a grower should switch to potassium rich fertilizers: 15-5-30 or potassium nitrate at 250 ppm until flower buds are well developed. Once you see first color use clear water. If vegetative growth is too slow, plants seem small or foliage is turning yellow it is beneficial to occasionally apply 20-10-20 at 300 ppm during this period as well. Magnesium sulphate applied as a spray before first color will make plants stronger, enhance color and extend shelf life of Belgian Mums®.

Many large growers are being successful in producing garden mums by using constant feed containing 80-100 ppm nitrogen. This method requires a very dependable injection system that will deliver lower rates of well balanced fertilizer with each watering. Growers should supplement minor elements when using professional fertilizer mixes at low rates or plants could develop minor nutrient deficiencies. A constant supply of Iron around 1ppm is especially important in maintaining healthy plants.

The specially formulated fertilizers, like Mum FeED or Acid Special, are very effective in lowering the soil pH and contain higher percentage of iron chelate. As a result, the ability to maintain slightly acidic pH throughout the growing season and making iron more available helps to further reduce the overall fertilizer use and to prevent minor element deficiencies.

For garden mums grown with controlled-release fertilizers choose one of the newer types on the market that is less likely to release solely on soil temperature. Use a 3-4 month release type and incorporate 6-12 pounds per cubic yard of soil prior to filling your

pots or after transplanting as a top dress. Slow release fertilizer at half rate could be used in combination with liquid feed. Use weekly soil test results to monitor pH and EC of your crop and adjust feed program accordingly.

Pinching

All Belgian Mums® have the ability to self-pinch and should be treated as no pinch varieties. If you have to pinch, do a “soft pinch”, removing only ½” or less from the cutting tip. Pinching hard or pinching after July 15 may delay flowering. Keep in mind that none of the pinch techniques are perfect and could negatively affect crop quality. The best and most uniform Belgian Mums® are produced without a pinch.

Growth regulators

In most cases, if proper varieties are being used along with the correct schedule, no growth regulators are needed. Smaller finished products, such as market packs or 4”, may benefit from the use of growth regulators. B-9 sprayed at 2500 to 5000 ppm will slow the growth and a Bonzi drench at 2-3 ppm will virtually stop all growth. The last PGR application should be no later than 2 weeks before first color. Excessive or late applications of growth regulators will delay flowering.

Florel will not increase branching in Belgian Mums® but is recommended as a foliar spray during rooting and shortly after transplanting outside to prevent premature budding. This treatment is not necessary for indoor finished crops where growers have ability to control environment. Florel may not abort existing buds in garden mums but will prevent formation of new flower buds.

Fascination or Fresco could be used to promote shoot elongation on garden mums only when other tools, including proper scheduling, increased fertilization and watering, have failed. It is very important to experiment with different spray or drench rates before applying these products to the entire crop. Fresco applied as a drench will produce more uniform response than as a spray. For best results, growers should use low rates of Fascination or Fresco as soon as the growth rate starts falling behind, rather than apply very high rates at the end.

Planning

Before ordering your cuttings or even selecting varieties you need to ask yourself the following questions:

- 1. What is my desired flowering date?
- 2. What is my desired pot size or finished plant size?
- 3. Will I order rooted or unrooted cuttings?
- 4. Is it for outside or inside grown crop?
- 5. Use blackcloth or natural day flowering?

We recommend that the diameter of your finished plant be 1.5 to 2 times the pot size. On average, starting with a rooted cutting, a Belgian Mum® will grow 1.5” per week. Knowing this, if you want your 6” Belgian Mum® to finish with a 12” spread you would need to plant rooted cuttings 8 weeks prior to your desired finish date. If starting with an unrooted cutting, you would need to add 2.5 weeks for rooting.

Flower date	Pot/Finish size	Weeks to finish	Plant date from RC
Sept 17th	8" /18"	12 weeks	June 24th

* You can always reduce the vegetative period by using 2 or more cuttings per pot and postpone planting until first week of July.

Premature budding

Premature budding occurs when plants initiate flower buds before they reach reproductive stage due to stressful environmental and growing conditions. This will result in plants finishing short and flowering too early.

The following steps should prevent premature budding even if you notice small buds on your starting material:

- Light cuttings during rooting – 4 hours of night interruption under minimum of 10 foot candles of light.
- Avoid planting/moving natural day crops outside before mid-June.
- Maintain above 68°F in propagation.
- Never allow plants to dry during the vegetative stage.

- Feed with phosphor-rich fertilizer at 300-400 ppm right after transplanting to promote vegetative growth.
- If unable to maintain proper temperature and lighting, spray 500 ppm Florel 10 days after stick in propagation and again before transplanting to keep plants from premature budding. When starting from rooted cuttings, spray Florel shortly after transplanting and reapply every 2 weeks, but no later than 8 weeks prior to expected ship date for natural day crops, to avoid flowering delays. For summer shaded crops Florel should be discontinued at least 2 weeks prior to start of short days.

Deep planting of Belgian Mums



Belgian Mums®

Cultural information

Insect and disease

Gediflora offers disease free, greenhouse grown cuttings that should perform better than any other mums on the market. Thorough monitoring of your crop, implementing IPM program and prevention are the best defense options against insect and disease problems. Since there is no good chemical control for Bacterial leaf spot and Fusarium, it is very important to use drip irrigation, sterilize production areas, remove weeds and use healthy plant material.

The basic rules to follow most common insects and diseases of garden mums with recommended treatments are listed below:

- Diagnose the problem first and select appropriate pesticide.
- Always use labeled rate only.
- Make sure these products are available for use and labeled for mums in your state.
- Always try first any new chemical on a sample number of plants before treating your entire crop.
- Rotate different pesticide classes to avoid resistance.



Insect or disease	Recommended treatment
Aphids	Marathon II, Safari, Flagship
Mites	Avid, Floramite, Sanmite, Kontos, Akari, Pylon, TetraSan
Caterpillars	Dipel, Conserve
Leafminer	Citation, Avid, Safari, Pedestal, TriStar
Thrip	Mesurool, Conserve, Avid, Pylon, Nemasys, Nemashield, Overture
Bacterial leaf spot	Camelot, Kocide, Cease, Phyton 27
Pythium	Subdue MAXX, Segway, Truban, Terrazole
Fusarium	Madallion, Heritage, Chlorothalonil, Terraguard, Pageant
Rhizoctonia	Medallion, Heritage, 3336
Phytophthora	Aliette, Segway, Stature, Subdue Maxx
Rust	Chlorothalonil, Heritage, Protect, Pageant, Strike, Dithane

All information contained here is general and based only on our experience with our varieties. This is meant only as a guide and we will accept no responsibility from following the advice within.



Belgian Mums®

Cultural information

The concept

Shading is necessary to produce Belgian Mums® for July and August sales before the natural day season and it works by providing artificially short days to induce flowering. The response time will vary depending on variety and temperature. It is essential to provide at least 13 hours of darkness for the period of 4-5 weeks to achieve uniform flowering of Belgian Mums®. Above average night temperatures during extremely hot summers will slow bud development and delay flowering so the blackout must continue longer until visible color. Please refer to Black Stars listing in this catalog that represents families/groups best suitable for summer shading programs. Each Black Stars group consists of varieties with similar vigor, growth habit and response time.

Grow schedule for indoor blackout prod. by Jasoda family and other black stars with similar response time and vigor:

Size	PPP	Weeks from stick to root in plug tray	Weeks of long days after planting RC	Weeks of short days response time	Total grow time from RC	Plant Ø at finish	Height (*)	Pinch
4.5" (11 cm)	1	2.5	1.5	6.5	8	6"	5"	no pinch
4.5" (11 cm)	1	direct stick	3	6.5	9.5 from URC	6"	5"	no pinch
6" (15 cm)	1	2.5	2.5	6.5	9	11"	6.5"	no pinch
8" (20 cm)	1	2.5	4.5	6.5	11	13.5"	9"	no pinch
10" (25 cm)	1	2.5	8.5	6.5	15	18"	11"	no pinch
10" (25 cm)	3	2.5	5.5	6.5	12	18"	11"	no pinch
12" (30 cm)	3	2.5	9.5	6.5	16	24"	14"	no pinch

- Do not pinch!
- Pull black cloth (7 PM to 8 AM) for 5 weeks starting 6.5 weeks prior to expected first color
- Jasoda family requires minimum 13hrs of darkness untill cracking color to flower on 6.5 week schedule
- Plant rooted cuttings deep so the bottom 2-3 leaves are covered with soil and the grow tip is leveled with the rim of the pot
- Florel is not recommended for indoor production of Jasodas but if used for preventing premature budding discontinue at least 2 weeks prior to start of short days

How to do it?

Black clothing could be done in a greenhouse or outside. In the first 2 weeks, when flower buds are triggered it is important to pull the black cloth every night. After the first 2 weeks you can skip one night in a week. In warm climates it is best to pull the black cloth late in the evening and leave it on until later in the morning to avoid trapping in excessive heat at night. The rule of thumb is to start black clothing when the plant has reached around 50% of the finish crop size.

What to use?

For shading outside, we advise a woven material, so the wind and rain can move easily through it, but black plastic could be used successfully as well. The cloth can be laid on the top of the plants, without any support or you can make a simple frame mounted above the crop so the cloth can slide without touching the plants. Using a black cloth material that has too many holes or splits will result in uneven bud formation and decreased plant uniformity.



Brokers

Pick your favorite

Broker	Mix	Phone / fax	Mail / website
Ball Horticultural Company Illinois, US	622 Town Road West Chicago, IL 60185	T. 630-231-3600 F. 800-234-0370	www.ballseed.com
BFG Supply Plant Connection Ohio, US	14500 Kinsman Road P.O. Box 479 Burton, OH 44021	T. 614-419-2822 F. 614-891-7302	jbroderick@bfgsupply.com www.bfgsupply.com
Eason Horticultural Resources, Inc. Kentucky, US	939 Helen Ruth Drive Fort Wright, KY 41017	T. 800-214-2221 F. 859-578-2266	info@ehrnet.com www.ehrnet.com
Express Seed company Ohio, US	51051 US Hwy 20 Oberlin, OH 44074	T. 800-221-3838 F. 440-774-2728	bboroff@expressseed.com www.expressseed.com
Griffin Illinois, US	4951 Indiana Avenue, Suite 100 Lisle, IL 60532	T. 800-323-7253 F. 630-969-6373	orders@griffinmail.com www.griffins.com
Henry F. Michell's Pennsylvania, US	PO Box 60160 King Prussia, PA 19406 USA	T. 800-422-4678 F. 610-265-4208	www.michells.com
Jack Van Klaveren, Ltd. (JVK) Ontario, CANADA	1894 Seventh St. PO Box 910 St. Catharines, ON L2R 6Z4	T. 800-665-1642 F. 905-684-6260	info@jvk.net www.jvk.net
McHutchison Kentucky, US	64 Mountain View Blvd. Wayne, NJ 07470 USA	T. 800-943-2230 F. 866-234-8884	info@mchutchison.com www.mchutchison.com
Messick Co., LLC California, US	142 N. Central Ave. Campbell, CA 95008	T. 408-871-9816 F. 408-871-9839	messickco@comcast.net www.messickco.com
MorningStar Grower Services Michigan, US	26865 36th St Gobles, MI	T. 269-655-5854 F. 269-628-2823	Davidm.msgs@gmail.com www.mstargs.com
ePlantsource Colorado, US	10955 Westmoor Drive Westminster, CO 80021	T. 855-647-8440	info@ePlantSource.com www.ePlantSource.com
Vaughan's Horticulture Illinois, US	40 Shuman Blvd, Suite 175 Naperville, IL 60563	T. 855-864-3300 F. 855-864-5790	info@vaughans.com www.vaughans.com

Notes

[illegible]

Calendar 2022

January 1 st	New Year's Day	September 5 th	Labor day
January 17 th	Martin Luther King day	October 10 th	Colombus day
February 21 st	Presidents day	November 11 th	Veterans day
May 30 th	Memorial Day	November 24 th	Thanksgiving day
July 4 th	Independence day	December 25 th	Christmas day

January

WK	SU	MO	TU	WE	TH	FR	SA
52							1
1	2	3	4	5	6	7	8
2	9	10	11	12	13	14	15
3	16	17	18	19	20	21	22
4	23	24	25	26	27	28	29
5	30	31					

February

WK	SU	MO	TU	WE	TH	FR	SA
5			1	2	3	4	5
6	6	7	8	9	10	11	12
7	13	14	15	16	17	18	19
8	20	21	22	23	24	25	26
9	27	28					

March

WK	SU	MO	TU	WE	TH	FR	SA
9			1	2	3	4	5
10	6	7	8	9	10	11	12
11	13	14	15	16	17	18	19
12	20	21	22	23	24	25	26
13	27	28	29	30	31		

April

WK	SU	MO	TU	WE	TH	FR	SA
13						1	2
14	3	4	5	6	7	8	9
15	10	11	12	13	14	15	16
16	17	18	19	20	21	22	23
17	24	25	26	27	28	29	30

May

WK	SU	MO	TU	WE	TH	FR	SA
18	1	2	3	4	5	6	7
19	8	9	10	11	12	13	14
20	15	16	17	18	19	20	21
21	22	23	24	25	26	27	28
22	29	30	31				

June

WK	SU	MO	TU	WE	TH	FR	SA
22				1	2	3	4
23	5	6	7	8	9	10	11
24	12	13	14	15	16	17	18
25	19	20	21	22	23	24	25
26	26	27	28	29	30		

July

WK	SU	MO	TU	WE	TH	FR	SA
26						1	2
27	3	4	5	6	7	8	9
28	10	11	12	13	14	15	16
29	17	18	19	20	21	22	23
30	24	25	26	27	28	29	30
31	31						

August

WK	SU	MO	TU	WE	TH	FR	SA
31		1	2	3	4	5	6
32	7	8	9	10	11	12	13
33	14	15	16	17	18	19	20
34	21	22	23	24	25	26	27
35	28	29	30	31			

September

WK	MO	TU	WE	TH	FR	SA	SU
35					1	2	3
36	4	5	6	7	8	9	10
37	11	12	13	14	15	16	17
38	18	19	20	21	22	23	24
39	25	26	27	28	29	30	

October

WK	SU	MO	TU	WE	TH	FR	SA
39							1
40	2	3	4	5	6	7	8
41	9	10	11	12	13	14	15
42	16	17	18	19	20	21	22
43	23	24	25	26	27	28	29
44	30	31					

November

WK	SU	MO	TU	WE	TH	FR	SA
44			1	2	3	4	5
45	6	7	8	9	10	11	12
46	13	14	15	16	17	18	19
47	20	21	22	23	24	25	26
48	27	28	29	30			

December

WK	SU	MO	TU	WE	TH	FR	SA
48					1	2	3
49	4	5	6	7	8	9	10
50	11	12	13	14	15	16	17
51	18	19	20	21	22	23	24
52	25	26	27	28	29	30	31

Contact

Gediflora

Elien Pieters
Managing director
M. +32 478 68 34 26
elien@gediflora.com

Isaura Voet
Customer Service
USA & Canada
T. 305-447-2636
isaura@gediflora.be

Schierveldestraat 14
B-8840 Oostnieuwkerke
Belgium

T. +32 51 26 88 88
F. +32 51 22 22 49
info@gediflora.com
www.gediflora.com

DESIGN & CONCEPT
Advertising agency Plug
www.plug.be

Sales and technical support US and Canada




Bernard Chodyla
T. 850-445-2591
bernard@gediflora.com

Rene Den Hoed
T. +31 6 53 37 69 36
rene@gediflora.be

To place an order

orders@gediflora.com

Social

-  FACEBOOK
-  INSTAGRAM
-  WHATSAPP
+32 478 10 32 32

